

Key Information Page



Key Thought: There is only one God. A simple concept when explained to a child. In many cases their head has not yet been filled with false doctrine, so it is easy to understand. This lesson is full of ways to bring this thought on a child's level.



Key Verse: We, the writers, are again trying to get you to make this your own. This lesson has numerous scripture references, pick the one you think will best fit your students.



Key Teaching Point: If you have been doing your job, your students should be well acquainted with object lessons by now. Do not under estimate the power of an object lesson, and remember this is the way that the master teacher, "Jesus" taught! However, this is the real key to this lesson... when teaching about who Jesus was, Jesus DID NOT use an object lesson! He simply told them! Simply telling them is not a weak approach when teaching this great truth. It was the method Jesus used with success, and it will work for you. Be in prayer this week that a revelation will come!




Key Materials: Different one God verses cut into strips. Extra Bibles for the sword drill. A check with the numbers marked out or some printed off from <http://freestuff4kids.net/printable-play-checks/http://freestuff4kids.net/printable-play-checks/>



Key of making it your own:

LEVEL 3 LESSON 5

One God!



Unlock their minds by thinking and feeling!

The devil is shaking!

Ask the students, “Have you ever felt so scared that your knees knocked together?” Tell a story of your own when you were really scared, and share it with the children. Make sure it is appropriate, then lighten the mood and make your knees knock, try to get the children laughing. The more extreme the feelings the more the idea will stick in their minds. Then tell the children, “This is how the devil feels every time he thinks about God.” Tell the children that in James 2:19 the Bible says, “Thou believest that there is one God; thou doest well: the devils also believe, and tremble.” Describe the devil trembling! A knee knocking devil, chewing his nails in complete fear makes a great picture to explain. However, the first part says you “do well!” Everyone wants to do well, and understanding what we are learning about is a promised way to do well. So listen up; and “do well” from this day forward.




Unlock their minds by doing!

Owning the Word

Have the list below of verses cut into strips and spread out on a table. Instruct the children to go to the table and pick one to three verses out according to your class size, or time limit, that they, the students, could use to “believe there is one God”. Encourage them to choose wisely because they will have to read, and then share, with the group why they chose the verses they did. This activity may seem a little chaotic at first, but by “owning” or “choosing” their verse, they will better understand the concept. While the students are explaining and reading their verses to others, the teacher needs to be ready to lend a hand and then encourage them to memorize the verse this upcoming week.

Here are a few suggested verses to memorize. These verses are also found on the WPF website in the Articles of Faith tab:

Jesus Christ is the Word become flesh (Micah 5:2; John 1:1, 14), God manifest in the flesh (I Timothy 3:16), the image of the invisible God (Colossians 1:15), and in him dwelleth all the fullness of the Godhead bodily (Colossians 2:9). He is God visible (Hebrews 1:1-3), knowable (John. 14:8), approachable (Matthew 11:28-30), touchable (John 20:27; I John 1:1-3), is the revealer of the Father (Matthew 11:27; John 14:9, 17:6) the only way to the Father (John. 14:6-8) and the Father revealed (Isaiah 9:6; John.10:30; Revelation 1:8, 11). He is the Alpha and Omega, the beginning and the ending, the Almighty, which was, and is, and is to come (Revelation 1:8). He is also completely human (Heb. 2:10-18), the true son of Mary (Matthew 2:1, Luke 2:33, 34, Gal. 4:4), the second man Adam (I Corinthians 15:47), the last Adam (I Corinthians 15:45) and the Son of God by both birth (Luke 1:35, Rom. 1:3) and declaration (Acts 13:33; Romans 1:4). His victory over death, hell, and the grave (I Corinthians 15:1-4) elevates the name of Jesus to the position of highest universal authority. The full power and authority of the Godhead is encapsulated in that name (John 5:43; John 14:13-14, 26; Acts 4:12; Philippians 2:9).



Making the connection to the Word

Writing a check

Teacher asks the students if they would like for her to write a check. Let them name the amount and then write it out. Then write a few checks with the amount given by students and make a show of signing them “Mother”, “Aunt”, “Worker”, or any other title the teacher may hold. Have another teacher come in and straighten the check writer out by explaining that a person must sign their name on the check or the check is no good. Then explain that is why God’s name (Jesus) is so important to us. It’s with His name we have power, and or, the authority. The Bible says in Acts 4:12 that there is no salvation in any other name under heaven. Remember there is power in that name. Note: make sure you blacken out your account number if you use real checks or better yet go to <http://freestuff4kids.net/printable-play-checks/> and print off fake ones to use.



Unlock their minds by doing!

Sword Drill

We are going to have a sword drill! However, we are looking for something all these verses have in common. As always stand when you find the verse and we will call on the first one we see standing.

Isaiah 45:5 “I *am* the LORD, and *there is* none else, *there is* no God beside me: I girded thee, though thou hast not known me:”


Hosea 13:4 “Yet I *am* the LORD thy God from the land of Egypt, and thou shalt know no god but me: for *there is* no saviour beside me.”

Isaiah 45:6 “That they may know from the rising of the sun, and from the west, that *there is* none beside me. I *am* the LORD, and *there is* none else.”

1Chronicles 17:20 “O LORD, *there is* none like thee, neither *is there any* God beside thee, according to all that we have heard with our ears.”

Isaiah 45:21 “Tell ye, and bring *them* near; yea, let them take counsel together: who hath declared this from ancient time? *who* hath told it from that time? *have* not I the LORD? and *there is* no God else beside me; a just God and a Saviour; *there is* none beside me.”

Can anyone guess what they have in common? There is none beside God! Now here is a question...If I have one God and none beside Him how many Gods do I have? One!



Unlock their minds by seeing!

No Object Lesson Needed Part One

Do you like object lessons? I do! An object lesson is when you use something we see every day and relate it to something in the Bible. Jesus, the greatest teacher ever, used them all the time; in the Bible we call them parables. Jesus used seeds, trees, birds, all sorts of things to get His point across. I'm sure you're wondering why I haven't had any object lessons yet today. Well, object lessons are good, but when understanding who God is, Jesus did not use an object lesson, He just told

them! Oh, I have to stop because I am getting ahead of myself. Just sit back and listen to the story.



Making the connection to the Word

No Object Lesson Needed Part Two

When Jesus was asked who He was He just told them! Sometimes, you just have to say it the way it is! Does your mother go into a long drawn out explanation why you should clean your room, or does she just tell you to go do it? That is about the way it was with Jesus. When they asked ...He told them! This is what the Bible says...

John 14:8 "Philip saith unto him, Lord, shew us the Father, and it sufficeth us."

John 14:9 "Jesus saith unto him, **Have I been so long time with you, and yet hast thou not known me, Philip? he that hath seen me hath seen the Father; and how sayest thou *then*, Shew us the Father?"**

John 14:10 "**Believest thou not that I am in the Father, and the Father in me? the words that I speak unto you I speak not of myself: but the Father that dwelleth in me, he doeth the works.**"

Now remember, this is Jesus talking, the guy who had a story or a parable at the drop of a hat. The same guy who was the master of all object lessons! But when asked, He just told them. "**Have I been so long time with you, and yet hast thou not known me, Philip? he that hath seen me hath seen the Father; and how sayest thou *then*, Shew us the Father?"**

At this point you may want to take questions or maybe even add the object lesson..... There are still many that will work like: water, ice and steam and so on. **But to a tween, "He is what He is" and they can understand that line of thinking!**